

*Full Length Research Paper*

# Effect of Geopathic Stress and its correction on human body and machinery breakdown

Ajay Poddar and Sunita Rana,

Syenergy Environics Limited, 133A, 2nd floor, Lane No 1, Westend Marg, Saidulajab, New Delhi – 110030, India.

Accepted 04 August, 2014

Geopathic stress is the disruption of Earth's natural energy field causing harmful radiations to emanate from earth surface. This disruption may be caused because of underground water streams, underground fissures, concentration of some minerals or magnetic gridlines. Areas affected by geopathic stress are called geopathic stress zones. These zones may affect men, machines and places<sup>1</sup> negatively. Knowledge of Geopathic stress may be there from a long time but its impact on men, machines and places is an area of research. There are research papers which show that Geopathic stress is detrimental to human health and can cause many health problems in human body. In this study authors have analyzed effect of geopathic stress correction on health of people sitting in geopathic stress zones, interpersonal relationship among them and breakdown of machines kept in geopathic stress zones. Some of the health problems caused by Geopathic Stress are **resistance to treatment**, feeling run down and exhausted, depression, nervousness, variations in blood pressure and heart rate<sup>2</sup>, insomnia, restless sleep, feeling cold, headaches, and behavioural problems in children. During our course of work, we have found that Geopathic Stress zones not only affect health of people but also affect breakdown rate of machinery and equipments kept in Geopathic stress zones. Machines kept in geopathic stress zones tend to have more breakdowns when compared with machines of same kind and make kept in normal zones. Aim of this study is to study effect of Geopathic stress correction on human body, interpersonal relationship and machinery breakdown. Observations indicate change in the parameters after correction of Geopathic stress. 40-60% improvement in health of people, interpersonal relationship and reduction in machinery breakdown has been seen after correction of this geopathic stress with microchips.

**Keywords:** Electromagnetic radiations; geopathic stress; machine breakdown; earth radiations; magnetic gridline.

## INTRODUCTION

Geopathic stress is considered as a **causal syndrome** to ill health and has been always ignored because most of the people are unaware of its occurrence and its harmful effects. In ancient times, people were aware of geopathic stress and its detrimental impact so people were particular in selecting location for civilizations and sites for construction of any structure and dwelling. Those people

used to carryout elaborate tests to consider suitability and sustainability of site for structures required for dwelling.

Some of the health problems caused by Geopathic Stress are resistance to treatment, feeling run down and exhausted, depression, nervousness, variations in blood pressure and heart rate<sup>2</sup>, insomnia, restless sleep, feeling cold, headaches, and behavioural problems in children<sup>3</sup>

Geopathic stress can also **prevent human body properly absorbing vitamins, minerals, trace elements etc. from food & supplements and often making allergic to food, drinks and environmental pollution**. During our course of work, we

\*Corresponding Author's Email: [research@envionics.co.in](mailto:research@envionics.co.in)

have found that Geopathic Stress zones not only affect health of people but also affect breakdown rate of machinery and equipments kept in Geopathic stress zones.

Extensive work has been published by various researchers to understand the effect of geopathic stress on the built environment (Bachler, 1989; Thomas, 1993; Gregory, 2002). Apparently, geopathic stress does not only influence humans but all kind of animals, plants, fungi and bacteria (Gerhard, 2008; Dubrov, 2008; Von Pohl, 1993; Gak, 2008). **The effects of geopathic stress on human body have not yet been proven by scientifically accepted techniques except a few (Dharmadhikari, 2010).**

Dr. Hartmann researched the effects of geopathic stress on humans for over thirty years, and his experiences led him to produce a six hundred page report ['Krankheit als Standort-problem,' Heidelberg: K.F.Haug-Verlag] stating that disease was a problem of location. He found that one of the first things to be adversely effected was the **immune system**, and as a result of this, individuals placed above an area of geopathic disturbance soon lost the ability to defend themselves against harmful bacteria that previously they were able to withstand<sup>4</sup>.

As early as 1928, Von Pohl studied the high incidence of cancer in Bilbuburg, Bavaria. He showed that dwellings where cancer deaths had taken place were located over geopathic stress zones<sup>5</sup>.

Clements-Croome cited Thurnell-Read<sup>6</sup>, who stated that geopathic stress has been found to affect the **immune system**, suggesting that 'where geopathic stress line has the same resonance as a particular body or organ, then the adverse energy effect will be maximised.' A geopathic stress vein could be a narrow band snaking across a building: if it crosses a bed or sitting position where we spend several hours a day it could affect our general health - however not everyone's reaction will be the same.

Dharmadhikari et al.<sup>7</sup> have shown in their research that human **body voltage increases** and skin resistance decreases in geopathic stress zones.

### **Effect of Geopathic stress on Machinery breakdown**

During our practice of Environics Correction, we have found that machines of same make kept in Geopathic stress zones tend to break more frequently as compared to machines kept in normal zone. This has been done by studying the feedback forms which are filled to record the before and after correction effect of Geopathic stress zones. Feedback has been taken from people maintaining or working on the machines. We have also found that the breakdown rate of such machines is reduced if correction of these zones is done by the Scientific Practice of Environics. Data of 345 feedback forms has ben analyzed to see the change in breakdown rate after correction of geopathic stress zones.

## **MATERIALS AND METHODS**

In this study change in parameters has been seen after correction of geopathic stress zones. Parameters studied are breakdown rate of machines in factories, health and interpersonal relationship among people in case of offices, residences and industries. Total 345 feedback forms have been analyzed to see change in machinery breakdown and 684 feedback forms have been analyzed to see change in health and interpersonal relationship.

Geopathic stress zones were detected with an instrument called the **Lecher Antenna** during initial survey of the sight, and then **correction** of Geopathic stress zones was done using the **energy chips**. Then after three months review of the establishment was done and feedback forms were filled for each parameter.

A. **Lecher Antenna:** Geopathic Stress zones were detected by using a mechanical instrument called the Lecher Antenna. The Lecher Antenna detects and measures a wide range of radiations existing around us. It has a cursor that slides on the scale short-circuiting the antenna, thereby adjusting itself to various wavelengths. This instrument is based on the principles of resonance and was first conceived by Austrian physicist in 1890

B. **Energy Chip:** Correction of the Geopathic Stress zones was done using energy Chips. These chips are made up of special kind of material to change the direction of flow of energies.

C. **Feedback Forms:** Feedback of machinery breakdown, health of people and Interpersonal relationship has been documented on feedback forms. Feedback was taken after three months from the date of correction of Geopathic stress zones.

### **Analysis and Formula used**

#### **A. Analysis**

Analysis of the feedback forms has been done to see the change in parameters after correction of Geopathic stress zones using four slabs:

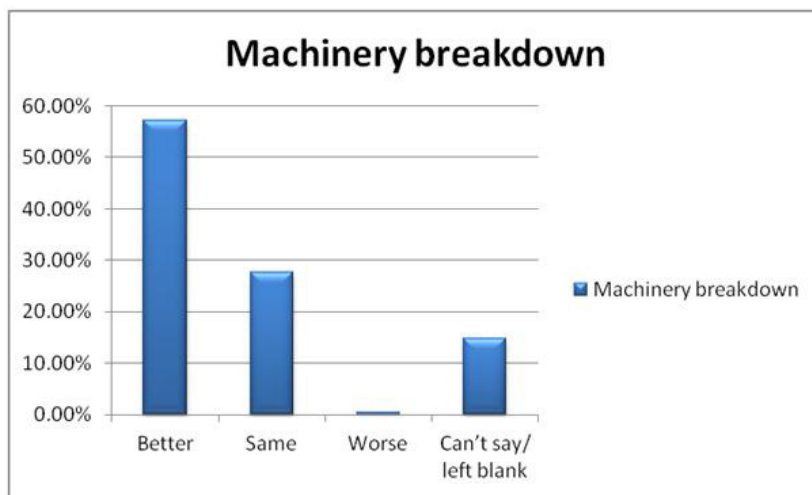
– Better, same, worse and can't say or left blank

- **Better:** This category has been assigned to those feedback forms which say that there is a reduction in the breakdown rate of machine and improvement in health parameters and interpersonal relations after doing correction of the Geopathic Stress zones.

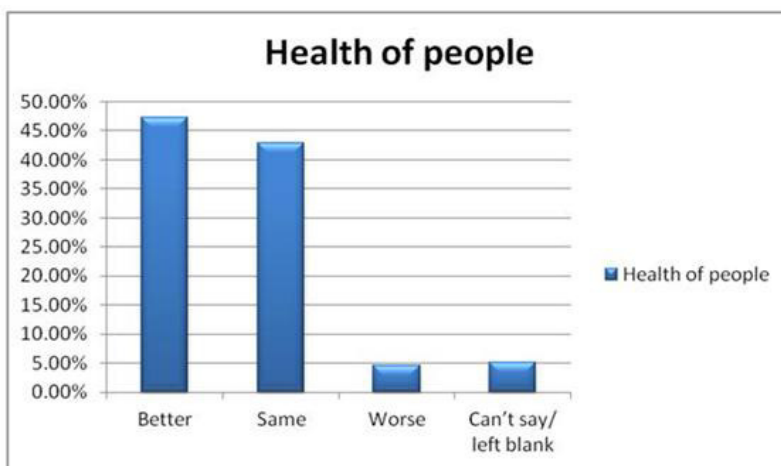
- **Same:** This category has been given to those feedbacks which indicate that there is no change in the breakdown rate of the machines, health and interpersonal relationship after doing correction of the Geopathic Stress zones.

**Table 1.** Observation table for change in parameters after correction of geopathic stress zones

Parameter	Change in Parameter				Total no of feedback forms studied
	Better	Same	Worse	Can't say/ left blank	
Machinery breakdown	57.11%	27.57%	0.43%	14.89%	345
Health of people	47.29%	42.81%	4.68%	5.21%	684
Interpersonal Relationship	56.08%	35.31%	2.74%	5.88%	684



**Figure 1.** Record of change in breakdown rate of machines after correction of Geopathic Stress zones



**Figure 2.** Record of change in health of people after correction of Geopathic Stress zones

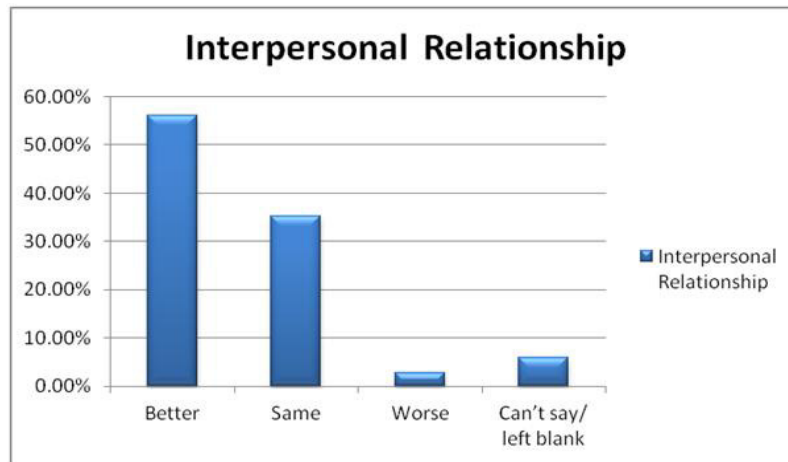


Figure 3. Record of change in interpersonal relationship after correction of Geopathic Stress zones

- **Worse:** Those feedback forms which indicate that breakdown rate of machines has been increased and health and interpersonal relationship have been deteriorated after correction of the Geopathic Stress have been assigned the category of worse.
- **Left Blank/Cant' say:** This category has been assigned to those forms in which change in parameter has been left blank or person has written that he or she can not comment anything.

## B. Formulae used

Following formulae have been used to find out the change in breakdown rate of the machines.

$FF^b/FF*100$ , whereas  $FF^b$  indicated number of feedback forms indicating better.

$FF^s/FF*100$ , whereas  $FF^s$  indicated number of feedback forms indicating same.

$FF^w/FF*100$ , whereas  $FF^w$  indicated number of feedback forms indicating worse.

FF indicates the total number of feedback forms

## RESULT

Total 345 feedback forms have been analyzed to see change in machinery breakdown and 684 feedback forms have been analyzed to see change in health and interpersonal relationship.

57% operators have observed improvement in breakdown rate of machines after correction of geopathic stress zones. 28 % operators have said that they did notice any difference in breakdown rate and 15% operators have left the form blank or have written that they can't comment.

0.43 % operators have said that the breakdown rate has increased.

47% people have observed improvement in health after correction of geopathic stress zones. 42 % people have said that they did notice any difference in their health and 5% people have left the form blank or have written that they can't comment. 5 % people have said that the health has been deteriorated after correction.

56% people have observed improvement in their interpersonal relationships after correction of geopathic stress zones. 35 % people have said that they did notice any difference in their interpersonal relationships and 6% people have left the form blank or have written that they can't comment. 3 % people have said that their interpersonal relationships have been deteriorated after correction.

Graphical representation of the machinery breakdown data is given above.

Graphical representation of the data of health of people is given above.

Graphical representation of the data of interpersonal relationship is given above.

## DISCUSSION

It is well documented that Geopathic stresses are detrimental to health of people and places<sup>1</sup>.

Sometimes it is observed that people of a particular department do not perform well or person sitting at a particular seat leave organization very frequently. Machines kept at a particular place have more breakdowns when compared with other machines of same kind and

same make, but kept at other location. Geopathic stress may be the reason behind all this. More research is needed to scientifically analyze this phenomenon.

## **ACKNOWLEDGEMENTS**

The authors of the study declare no conflict of interest.

## **Author's contribution**

1. Ajay Poddar: Funding, research idea, hypothesis design, study design.
2. Sunita Rana: Literature search, hypotheses and study design.

## **REFERENCES**

- Baron von Pohl. Earth currents, causative factor of cancer and other diseases. Stuttgart: Frech-Verlag; 1932.
- Dharmadhikari NP, Meshram DC, Kulkarni SD, Kharat AG, Pimplikar SS (2011). Effect of geopathic stress zone on human body voltage and skin resistance. *Journal of Engineering and Technology Research* 2011; 3(8): 255-263.
- Hartmann E (1964). Illness as a problem of location. Heidelberg: Karl F Haug Verlag; 1964.
- <http://indjst.org/archive/vol.3.issue.1/jan10dharmadik-13.pdf>
- <http://www.geopathicstress.ie/effects-of-geopathic-stress.html>
- Thurnell-Read, J. Geopathic stress: a cause for concern. Health Kinesiol Training Ther (Also Int J Alternative Complement Med, 18–19 April 1994), 1993.
- [www.trafficinftratech.com/geopathic\\_stress/](http://www.trafficinftratech.com/geopathic_stress/)